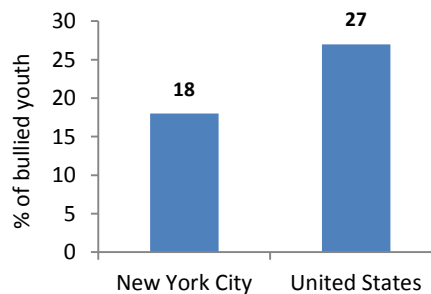




Bullying among New York City Youth

- Bullying among youth is when one or more youths tease, threaten, spread rumors about, hit, shove, or hurt another youth over and over again. (It is not bullying when two youths of about the same strength or power argue or fight or tease each other in a friendly way.)
- School-bullying is victimization that takes place on school property. Cyber-bullying is victimization through e-mail, chat rooms, instant messaging, Web sites or texting. In this report, “bullying” refers to either bullying victimization at school or cyber-bullying (combined) during the past 12 months.
- In 2011, 18% of public high school students in New York City (NYC) reported they had been bullied at school, cyber-bullied or both.¹ High school students in the United States were more likely to report they had experienced any bullying (27%).²
- Regardless of the type of bullying victimization (school and/or cyber-bullying), youth in NYC who reported any bullying were more likely to report other behaviors that put them at risk for poor health outcomes, compared with NYC youth who did not report being bullied.

Bullying among youth, New York City and United States, 2011



Sources: 2011 NYC Youth Risk Behavior Survey, 2011 National Youth Risk Behavior Surveillance System

Characteristics of New York City youth who were bullied

- Overall, the prevalence of bullying was not significantly different between girls and boys (19% and 16%). However, when examining cyber-bullying separate from school bullying, girls were more likely than boys to be cyber-bullied (13% vs. 9%). There was no difference in reported levels of school bullying.
- Youth in ninth grade were more likely to be bullied than youth in 11th and 12th grades (21% vs. 16%).
- Among different racial/ethnic groups, there were no meaningful differences in reported levels of bullying victimization.
- Youth who identified as lesbian, gay or bisexual were more likely to be bullied compared with youth who identified as heterosexual (29% vs. 17%).

New York City youth who were bullied, 2011

	% bullied
Sex	
Girls	19
Boys	16
Grade	
9	21
10	18
11	16
12	16
Race/ethnicity	
White, non-Hispanic	20
Black, non-Hispanic	17
Hispanic	19
Asian, non-Hispanic	16
Sexual identity	
Lesbian, gay or bisexual	29
Heterosexual	17

Source: 2011 NYC Youth Risk Behavior Survey

Data Sources

¹New York City Youth Risk Behavior Survey (NYC YRBS) 2011: The NYC YRBS is a self-administered, anonymous survey conducted in NYC public high schools by the Health Department and the NYC Department of Education. For more survey details, visit <http://www.nyc.gov/html/doh/html/data/youth-risk-behavior.shtml>.

²National Youth Risk Behavior Surveillance System (YRBSS) 2011: The national YRBSS is a self-administered, anonymous survey conducted in public and private high schools throughout the United States by the Centers for Disease Control and Prevention. For more information, visit <http://www.cdc.gov/healthyouth/yrbs/index.htm>

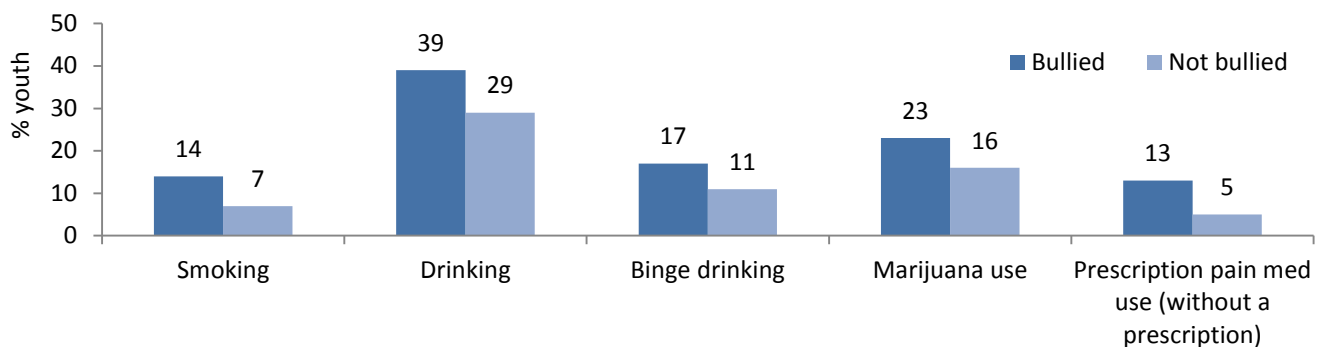
Data limitations:

Bullying data from the YRBS are collected at one point in time and provide insight into the relationships between behaviors, but not the causes. In addition, data presented here are limited to reports of bullying victimization and do not include reports of bullying perpetration. Other research has shown that bullying perpetrators and, especially, youth who are both perpetrators and victims of bullying, are also at increased risk for some or all of the associated behaviors noted for victims in this report.

Tobacco, alcohol and other drug use were associated with bullying

- Smoking, alcohol use and other drug use were more common among bullied youth than among those who did not report bullying in the past year.
- Youth who were bullied were twice as likely as non-bullied youth to be current (past 30 days) cigarette smokers (14% vs. 7%).
- Four in ten (39%) bullied youth were current alcohol drinkers; 17% reported binge drinking (five or more drinks on one occasion). In comparison, three in ten (29%) youth who were not bullied reported current alcohol use and 11% were binge drinkers.
- One quarter (23%) of youth who were bullied used marijuana in the past 30 days, compared with 16% of youth who were not bullied.
- Bullying victims were more than twice as likely as non-bullied youth to have used prescription pain medications without a prescription in the past 12 months (13% vs. 5%). Prescription pain medications include such drugs as Oxycontin®, Vicodin®, hydrocodone and oxycodone.

Tobacco, alcohol and other drug use* by bullying among New York City youth, 2011



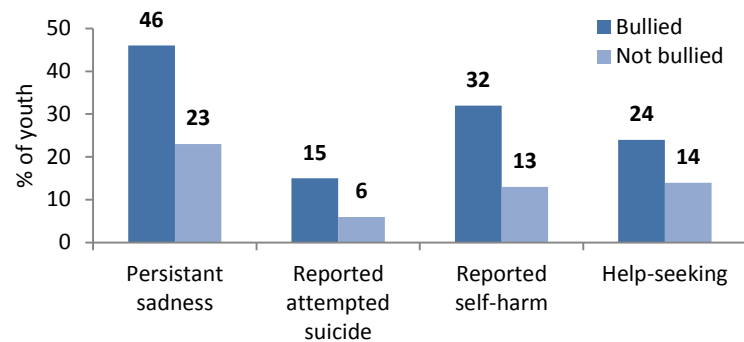
*Use in the past 30 days, except prescription pain medications without a doctor's prescription, use in the past 12 months

Source: 2011 NYC Youth Risk Behavior Survey

Mental health and help-seeking behavior among bullied youth

- Youth who were bullied were twice as likely as non-bullied youth to report they had experienced persistent sadness (46% vs. 23%), and two and a half times as likely to report they had attempted suicide (15% vs. 6%) or engaged in self-harming behavior (32% vs. 13%).
- Youth who were bullied were more likely to have sought help from a professional counselor, social worker or therapist for an emotional or personal issue, compared with non-bullied youth (24% vs. 14%).

Mental health and help-seeking* by bullying among New York City youth, 2011



*All behaviors are during the past 12 months

Source: 2011 NYC Youth Risk Behavior Survey

Definitions

Youth – New York City public high school students in grades nine through 12, ages 13 years or older.

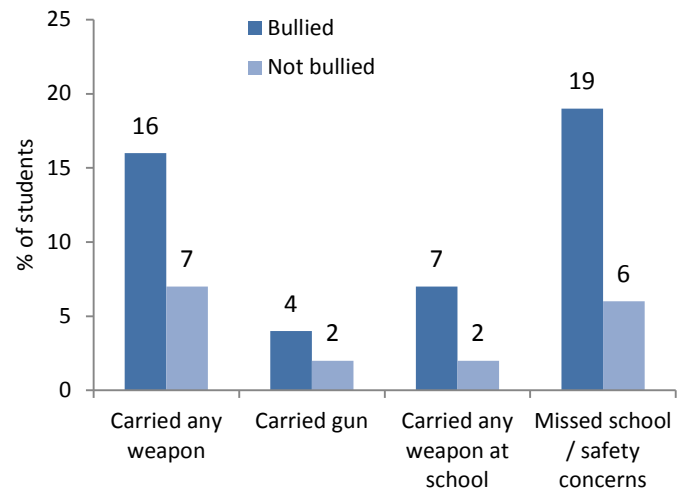
Persistent sadness is feeling so sad or hopeless almost every day for two weeks or more in a row that the student stopped doing some usual activities.

Self-harm refers to purposely hurting oneself without wanting to die, such as cutting or burning oneself on purpose.

Weapon carrying, missing school and bullying

- Bullied youth were twice as likely as non-bullied youth to have carried any type of weapon, such as a gun, knife or club (16% vs. 7%), and to have carried a gun specifically (4% vs. 2%) in the past 30 days.
- Bullied youth were also more than twice as likely as non-bullied youth to have carried any type of weapon to school during the past 30 days (7% vs. 2%).
- Bullied youth were more than three times more likely than youth who were not bullied to report missing school during the past 30 days because of feeling unsafe at school or feeling unsafe on the way to or from school (19% vs. 6%).
- Compared with non-bullied youth, bullied youth were six times more likely to report having been threatened or injured with a weapon at school during the past 12 months (19% vs. 3%).

Weapon carrying, missed school* by bullying among New York City youth, 2011



*During the past 30 days.

Source: 2011 NYC Youth Risk Behavior Survey

New York City efforts to stop bullying

The Department of Education (DOE) takes bullying very seriously and has enacted a regulation and implemented *Respect For All* initiatives that help to teach students to respect differences in others. In addition, thousands of teachers have participated in the DOE 30-hour courses that prepare them to teach peer mediation and negotiation skills to students. The DOE also provides students each year with the Discipline Code of Conduct which lists unacceptable behavior and delineates the responsibility each student has to treat others with dignity and respect.

More information on bullying

- The new Respect for All Library offers resources to help educators, families, and students understand, prevent, and address bullying, cyberbullying, and discrimination. <http://schools.nyc.gov/RulesPolicies/RespectforAll/default.htm>.
- Respect for All in NYC Public Schools brochure: <http://schools.nyc.gov/NR/rdonlyres/D5F7F384-2112-47DF-8861-67288B18D33E/0/RFABrochureEnglish.pdf>
- NYC Teen “Get the Facts: Bullying”: <http://www.nyc.gov/html/doh/teen/html/topics/fs-bullying-what.pdf>
- Facts and prevention guidelines for parents, schools and community members: <http://www.stopbullying.gov>
- Additional health resources for NYC teens: www.nyc.gov/teen
- Free and confidential crisis information and referrals are available 24 hours a day, 7 days a week at [LifeNet](http://lifenet.org):

1-800-LIFENET (1-800-543-3638)
Spanish: 1-877-Ayudese (1-877-298-3373)
Mandarin/Cantonese 1-877-990-8585

Authored by: Kinjia Hinterland, Michael Sanderson, Donna Eisenhower

Acknowledgements: Carolyn Greene, Leena Gupta, Tiffany Harris, Catherine Stayton

MORE New York City Health Data and Publications

- For complete tables of data presented in this Brief, visit nyc.gov/html/doh/downloads/pdf/epi/datatable37.pdf
- Visit EpiQuery – the Health Department’s online, interactive health data system at www.nyc.gov/health/EpiQuery

Data and Statistics at nyc.gov/health/data