

2024 NYC BIKE MAP

NYC Biking Laws

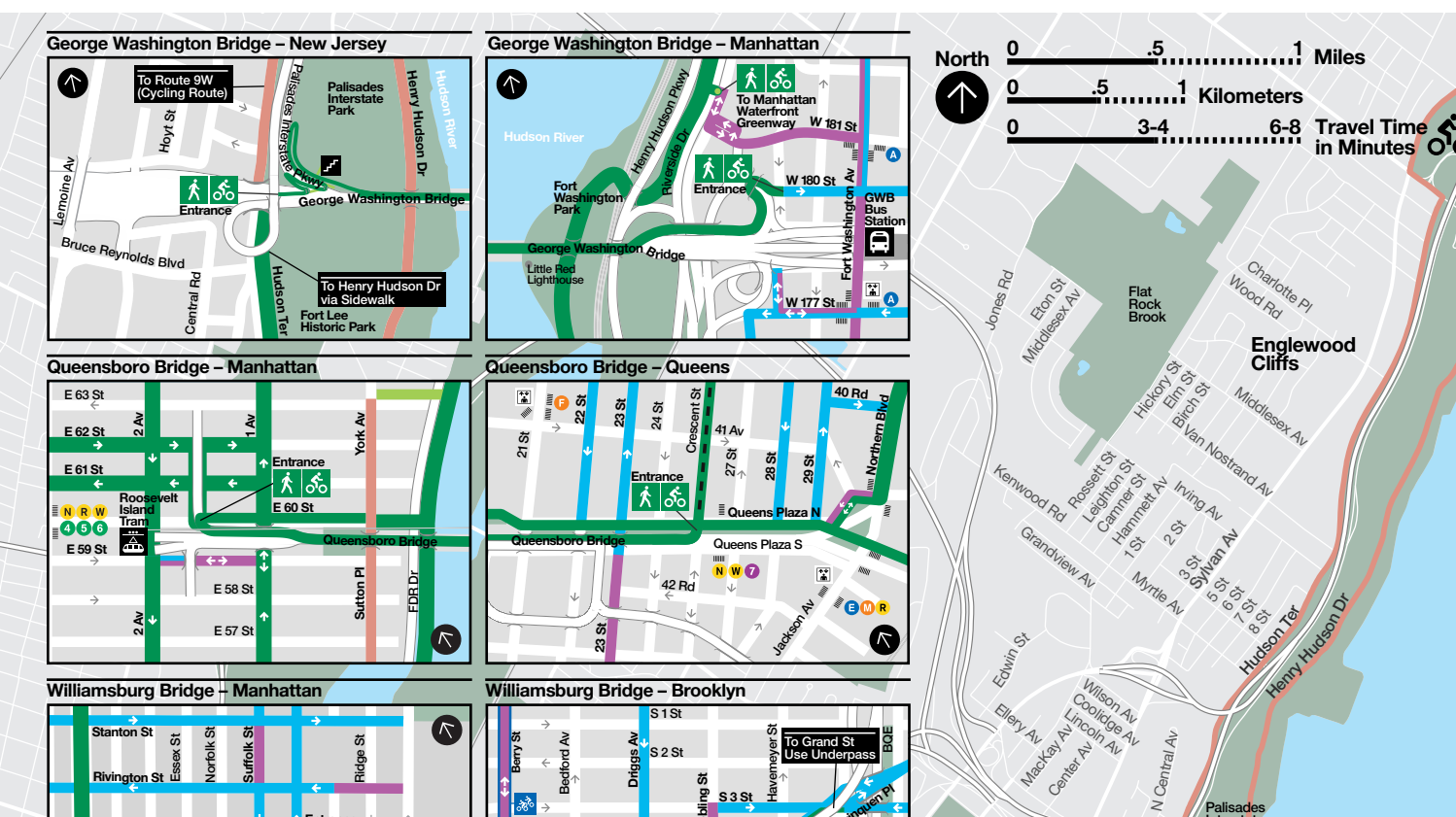
- Exercise caution and yield to pedestrians:** Pedestrians have the right of way.
- Stop at all red lights and stop signs:** Obey all traffic signals and signs.
- Ride in the direction of traffic:** Never ride against the flow of traffic.
- Stay on the sidewalk unless you're under 13:** Children under 13 must ride on the sidewalk.
- Use a white head light and reflector at night:** Lights are required for night riding.
- Use a bell to signal presence:** Bells must be used to alert others of your presence.
- Do not wear more than one pair of headphones:** Only one earbud is permitted.
- Flares or other reflective devices are required on bicycles on I-95:** Specific requirements for the I-95 corridor.
- Flashes and a constant bell are required on bicycles on I-95:** Specific requirements for the I-95 corridor.
- Flashes are required on bicycles on I-95:** Specific requirements for the I-95 corridor.
- Apply your brakes early at intersections:** Brakes must be applied before entering an intersection.
- A safe speed is under 20MPH:** Bicycles must be ridden at a safe and reasonable speed.
- Use approved helmets and seatbelts:** Helmets are required for all riders, and seatbelts are required for children.
- Use a helmet under 20MPH:** Helmets are required for all riders, even at low speeds.
- Use approved helmets and seatbelts:** Helmets are required for all riders, and seatbelts are required for children.

E-Bikes

- Class 1 E-bikes:** Limited to 20 mph and 750 watts.
- Class 2 E-bikes:** Limited to 20 mph and 750 watts, with a throttle.
- Class 3 E-bikes:** Limited to 28 mph and 750 watts, with a throttle.
- Speed and power limits:** E-bikes are limited to 20 or 28 mph and 750 watts.
- Registration and insurance:** E-bikes are not required to be registered or insured.
- Age restrictions:** E-bikes must be ridden by someone 16 years of age or older.
- Helmet requirements:** E-bike riders must wear a helmet.
- Brake requirements:** E-bikes must have functional brakes.
- Light requirements:** E-bikes must have a front light and a rear reflector.
- Signal requirements:** E-bikes must have a bell or a hand signal.
- Headlight requirements:** E-bikes must have a front light.
- Reflectors:** E-bikes must have a rear reflector.
- Brake lights:** E-bikes must have a rear light.
- Hand signals:** E-bikes must have a bell or a hand signal.
- Registration:** E-bikes are not required to be registered.
- Insurance:** E-bikes are not required to be insured.
- Age:** E-bikes must be ridden by someone 16 years of age or older.
- Helmet:** E-bike riders must wear a helmet.
- Brakes:** E-bikes must have functional brakes.
- Lights:** E-bikes must have a front light and a rear reflector.
- Signals:** E-bikes must have a bell or a hand signal.

Safety Tips

- Use approved helmets and seatbelts:** Helmets are required for all riders, and seatbelts are required for children.
- Use a helmet under 20MPH:** Helmets are required for all riders, even at low speeds.
- Use approved helmets and seatbelts:** Helmets are required for all riders, and seatbelts are required for children.
- Use a helmet under 20MPH:** Helmets are required for all riders, even at low speeds.
- Use approved helmets and seatbelts:** Helmets are required for all riders, and seatbelts are required for children.
- Use a helmet under 20MPH:** Helmets are required for all riders, even at low speeds.
- Use approved helmets and seatbelts:** Helmets are required for all riders, and seatbelts are required for children.
- Use a helmet under 20MPH:** Helmets are required for all riders, even at low speeds.
- Use approved helmets and seatbelts:** Helmets are required for all riders, and seatbelts are required for children.
- Use a helmet under 20MPH:** Helmets are required for all riders, even at low speeds.
- Use approved helmets and seatbelts:** Helmets are required for all riders, and seatbelts are required for children.
- Use a helmet under 20MPH:** Helmets are required for all riders, even at low speeds.
- Use approved helmets and seatbelts:** Helmets are required for all riders, and seatbelts are required for children.
- Use a helmet under 20MPH:** Helmets are required for all riders, even at low speeds.
- Use approved helmets and seatbelts:** Helmets are required for all riders, and seatbelts are required for children.
- Use a helmet under 20MPH:** Helmets are required for all riders, even at low speeds.



NYC Biking Laws

Small version of the NYC Biking Laws section, including icons for pedestrian caution, red lights, traffic direction, sidewalk riding, white lights, bell use, no headphones, I-95 flares, I-95 flashes, intersection braking, helmet use, and seatbelts.

Bike Share & Shared E-Scooters

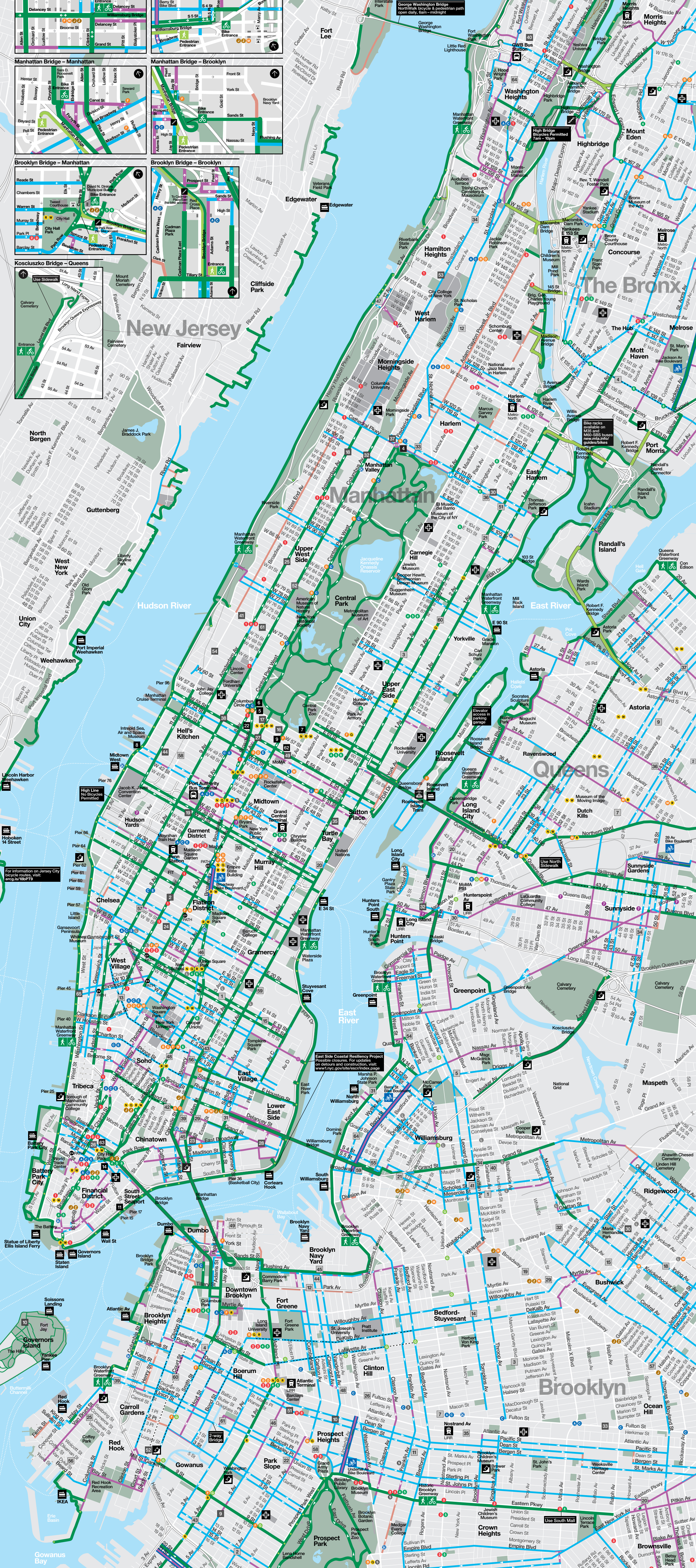
Information about bike share programs like Citi Bike and shared e-scooter services like Lime and Veo. It includes a legend for the bike share symbols and a list of bike shops.

Navigating Intersections

Diagrams illustrating safe riding techniques at intersections, including 'Large Vehicle Blindspots', 'Offset Crossing', and 'What to know before you e-bike'.

Station Island

Map of Station Island showing bike routes and infrastructure. It includes a legend for the island's specific infrastructure and a list of bike shops.



Legend

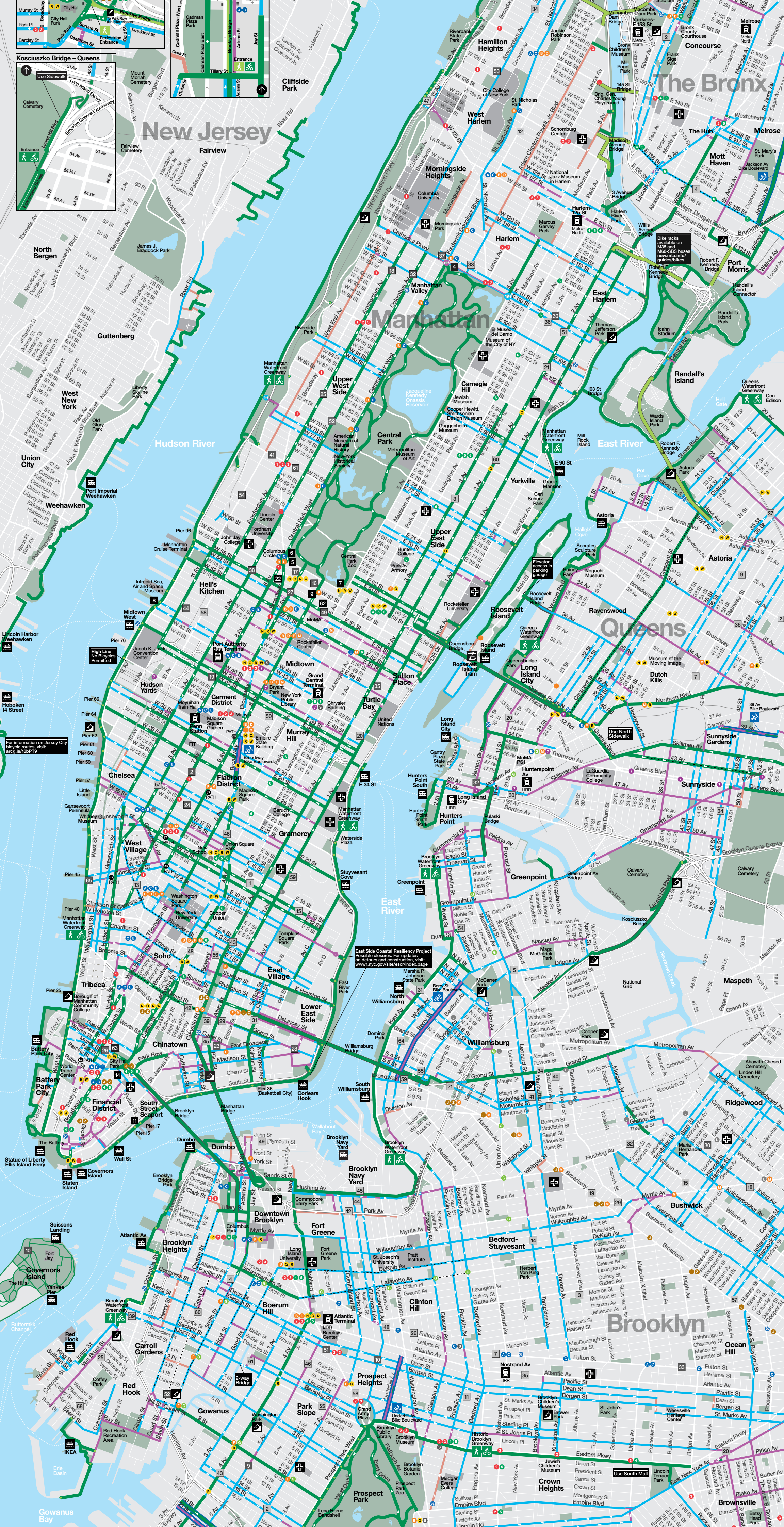
Legend for the Bronx and Westchester County map, defining symbols for Protected Bicycle Lane, Conventional Bicycle Lane, Bike Boulevard, Shared Lane, Signed Roadway, Walkable Streets, Collaborative Street, and City Bike Stations with Dero Fruit Stands.

Manhattan

Map of Manhattan showing bike routes and infrastructure. It includes a legend for Manhattan's specific infrastructure and a list of bike shops.

Queens

Map of Queens showing bike routes and infrastructure. It includes a legend for Queens' specific infrastructure and a list of bike shops.



Brooklyn

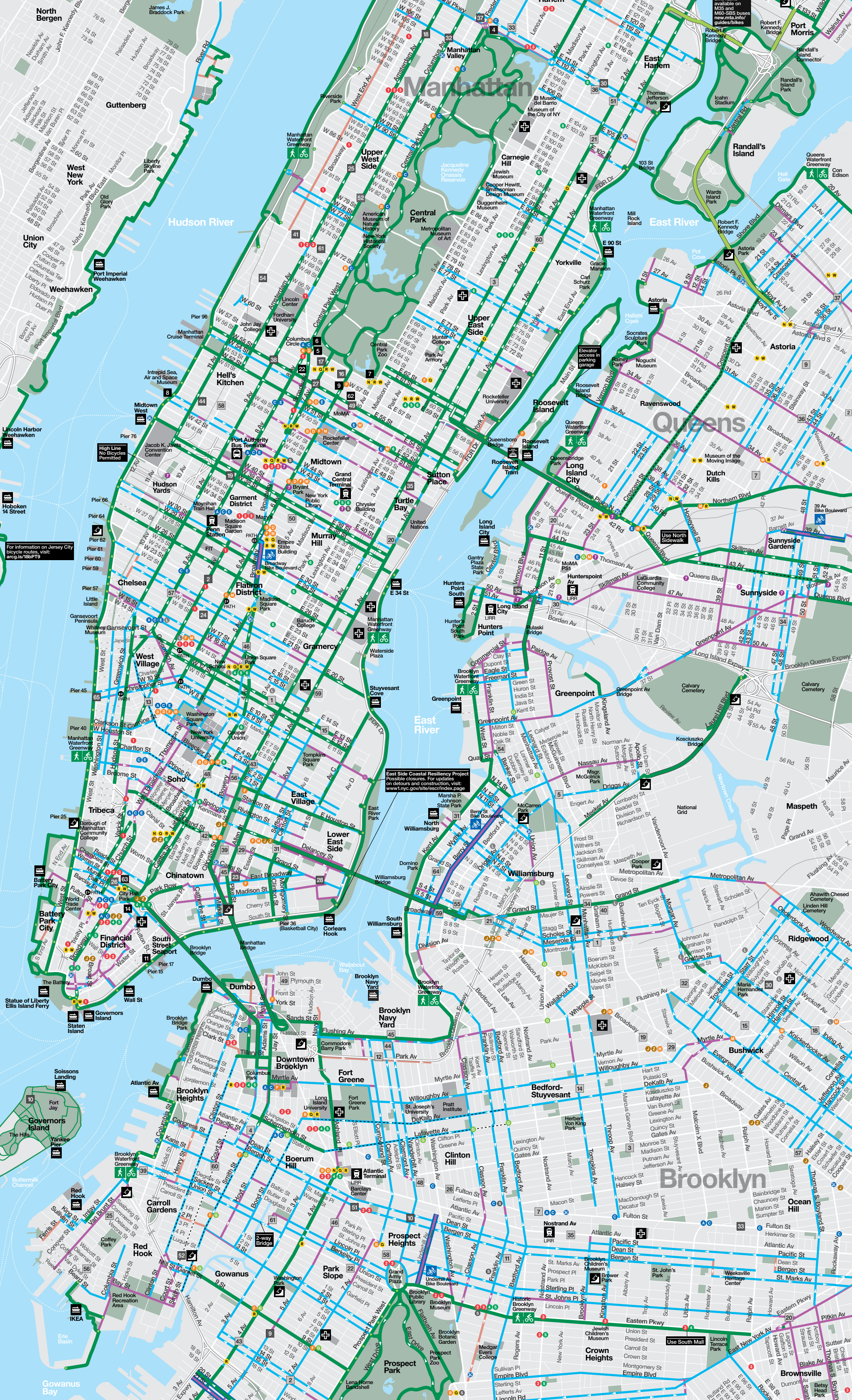
Map of Brooklyn showing bike routes and infrastructure. It includes a legend for Brooklyn's specific infrastructure and a list of bike shops.

Queens

Map of Queens showing bike routes and infrastructure. It includes a legend for Queens' specific infrastructure and a list of bike shops.

Station Island

Map of Station Island showing bike routes and infrastructure. It includes a legend for the island's specific infrastructure and a list of bike shops.



Brooklyn

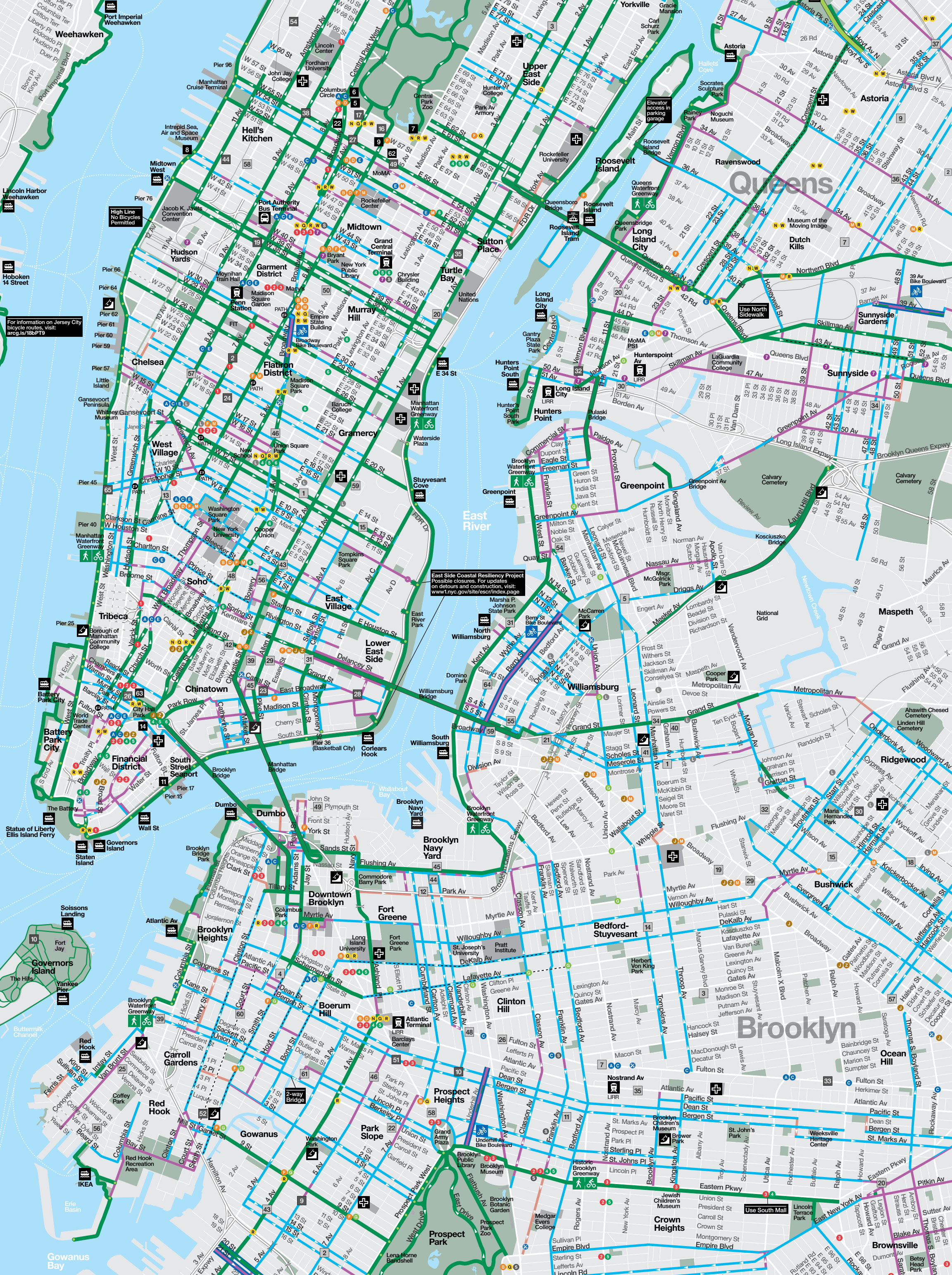
Map of Brooklyn showing bike routes and infrastructure. It includes a legend for Brooklyn's specific infrastructure and a list of bike shops.

Queens

Map of Queens showing bike routes and infrastructure. It includes a legend for Queens' specific infrastructure and a list of bike shops.

Station Island

Map of Station Island showing bike routes and infrastructure. It includes a legend for the island's specific infrastructure and a list of bike shops.



Brooklyn

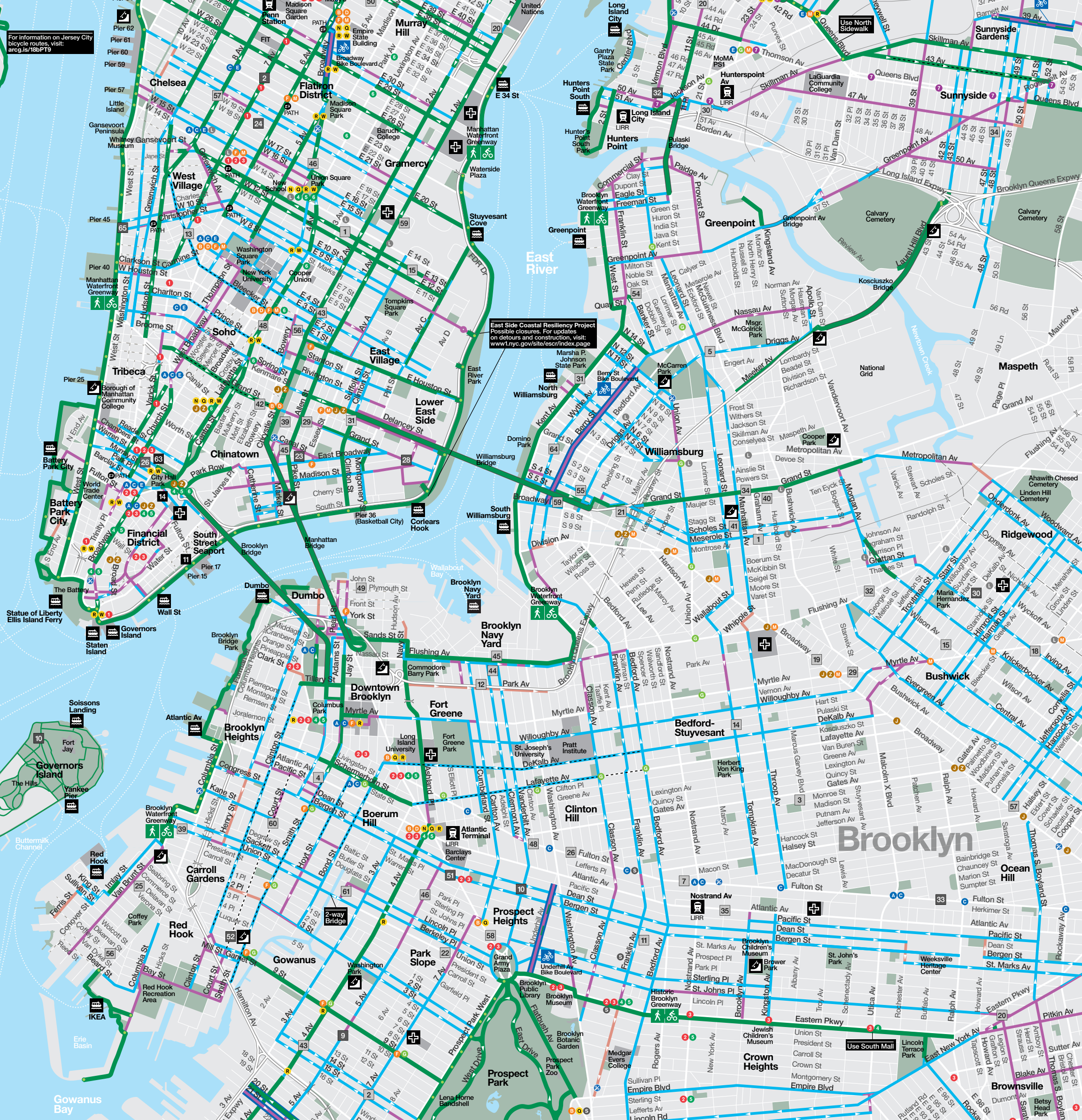
Map of Brooklyn showing bike routes and infrastructure. It includes a legend for Brooklyn's specific infrastructure and a list of bike shops.

Queens

Map of Queens showing bike routes and infrastructure. It includes a legend for Queens' specific infrastructure and a list of bike shops.

Station Island

Map of Station Island showing bike routes and infrastructure. It includes a legend for the island's specific infrastructure and a list of bike shops.



Brooklyn

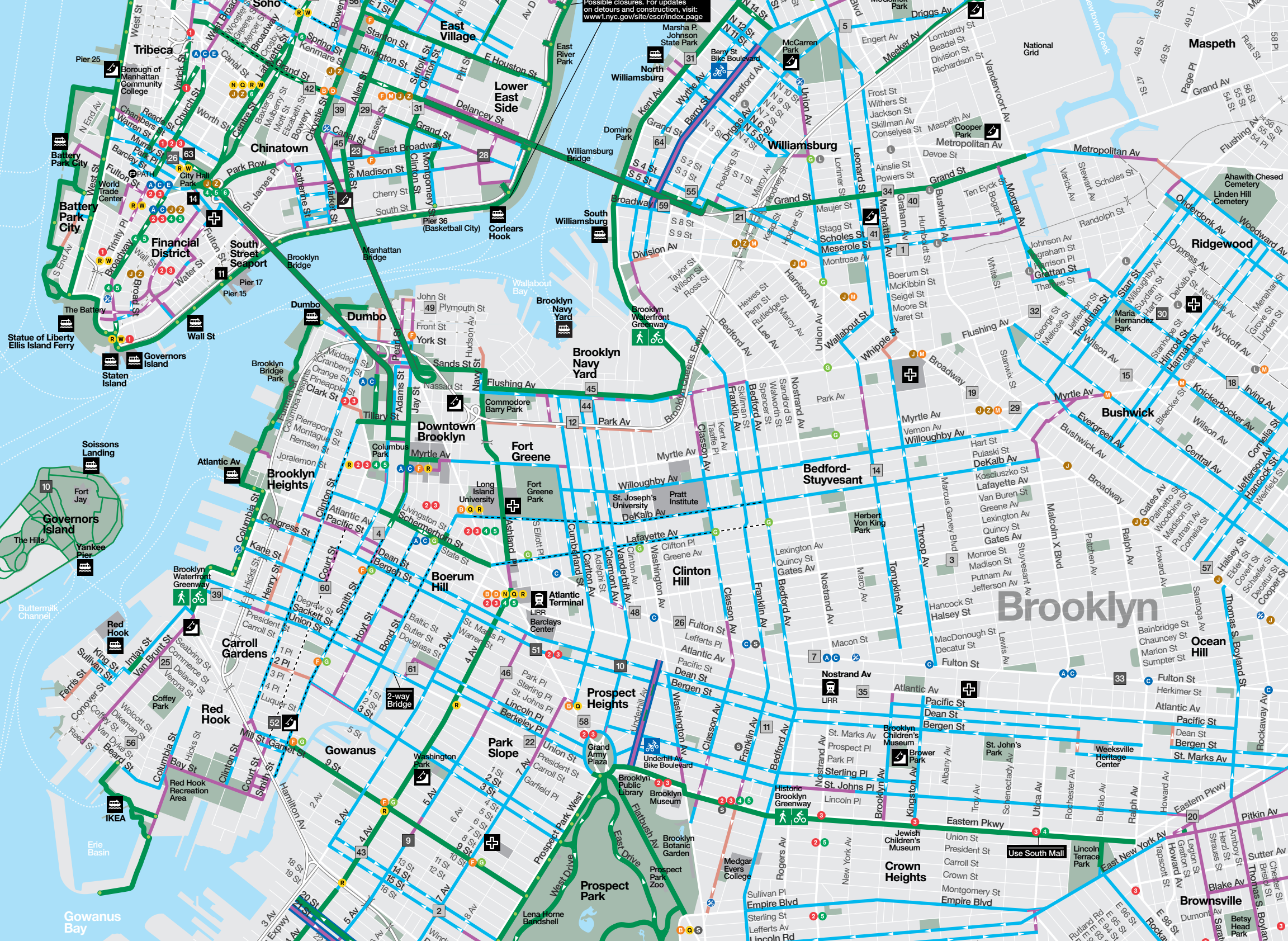
Map of Brooklyn showing bike routes and infrastructure. It includes a legend for Brooklyn's specific infrastructure and a list of bike shops.

Queens

Map of Queens showing bike routes and infrastructure. It includes a legend for Queens' specific infrastructure and a list of bike shops.

Station Island

Map of Station Island showing bike routes and infrastructure. It includes a legend for the island's specific infrastructure and a list of bike shops.



Brooklyn

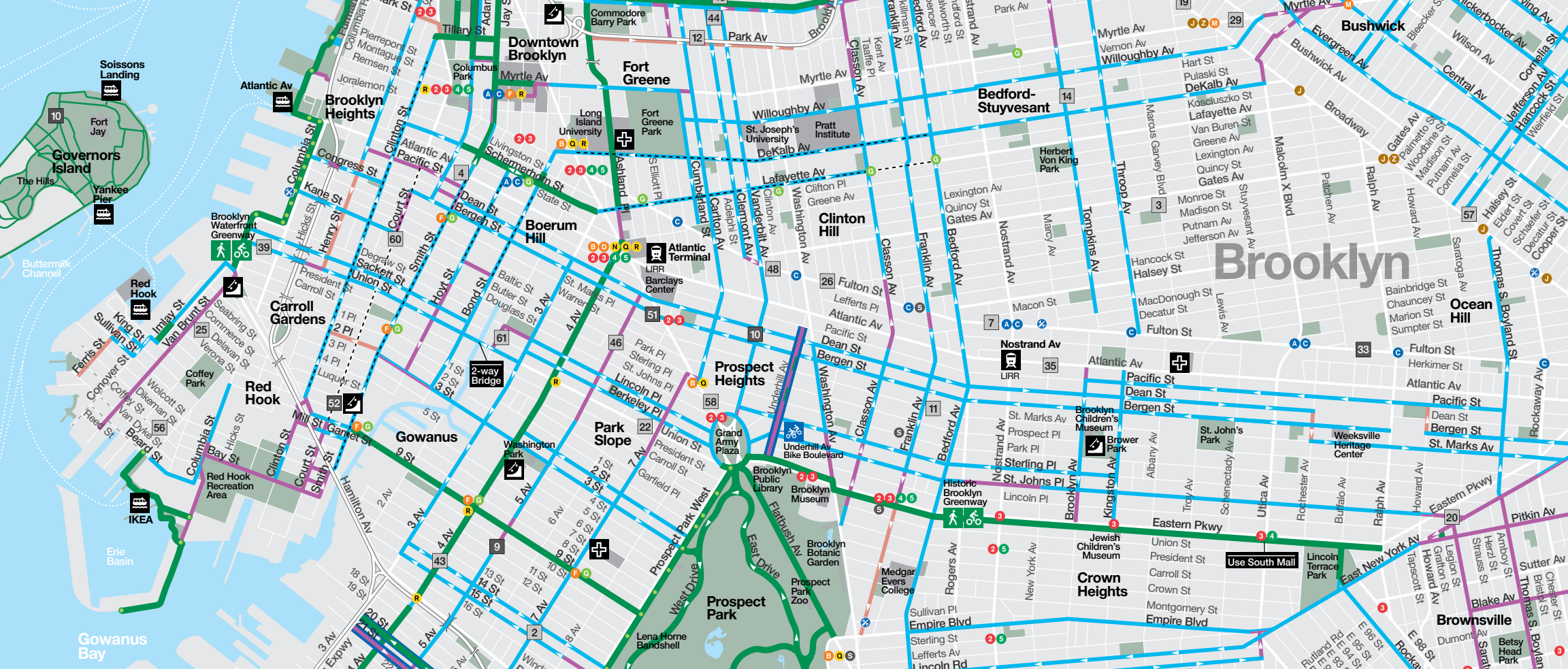
Map of Brooklyn showing bike routes and infrastructure. It includes a legend for Brooklyn's specific infrastructure and a list of bike shops.

Queens

Map of Queens showing bike routes and infrastructure. It includes a legend for Queens' specific infrastructure and a list of bike shops.

Station Island

Map of Station Island showing bike routes and infrastructure. It includes a legend for the island's specific infrastructure and a list of bike shops.



Brooklyn

Map of Brooklyn showing bike routes and infrastructure. It includes a legend for Brooklyn's specific infrastructure and a list of bike shops.

Queens

Map of Queens showing bike routes and infrastructure. It includes a legend for Queens' specific infrastructure and a list of bike shops.

Station Island

Map of Station Island showing bike routes and infrastructure. It includes a legend for the island's specific infrastructure and a list of bike shops.