








# E-BIKES & MORE



## Know the difference

Not everything is an e-bike. Know the differences - and always ride legally and safely.

	E-BIKE CLASS 1	E-BIKE CLASS 2	E-BIKE CLASS 3	MOPED CLASS C	MOPED CLASS B	MOPED CLASS A	E-SCOOTER
							
	▶ Pedal assist	▶ Throttle with pedals	▶ Throttle with pedals	▶ Limited use motorcycle	▶ Limited use motorcycle	▶ Limited use motorcycle	▶ Under 100 lbs
How fast can I go?	20 MPH	20 MPH	25 MPH	20 MPH	30 MPH	40 MPH	15 MPH
Do I need a Driver's License?	NO (Must be 16)	NO (Must be 16)	NO (Must be 16)	YES	YES	YES (Plus M endorsement)	NO
Does my bike need a license plate?	NO	NO	NO	YES	YES	YES	NO
Does my bike need a Vehicle Identification Number (VIN)?	NO	NO	NO	YES	YES	YES	NO
Do I need to register my bike with the DMV?	NO	NO	NO	YES	YES	YES	NO
Can I ride in bike lanes?	YES	YES	YES	NO	NO	NO	YES
Can I ride in vehicle lanes?	YES*	YES*	YES*	YES**	YES**	YES**	YES*
Can I ride on bridges?	YES (Only in bike lanes)	YES (Only in bike lanes)	YES (Only in bike lanes)	YES <sup>†</sup> (Only in vehicle lanes)	YES <sup>†</sup> (Only in vehicle lanes)	YES <sup>†</sup> (Only in vehicle lanes)	YES (Only in bike lanes)
Can I ride in park drives and greenways?	YES	YES	YES	NO	NO	NO	YES
Do I need to wear a helmet?	RECOMMENDED (YES, if working)	RECOMMENDED (YES, if working)	YES	RECOMMENDED	YES	YES	RECOMMENDED

\* Vehicle lanes with speed limits no greater than 30 MPH \*\* Right lane and/or shoulder, except when making a left turn

† Except the Brooklyn, Manhattan, Queensboro and Williamsburg Bridges