

2022 New York City Truck Route Map

Zip Code Index

10001 Manhattan	F-2	10304 Staten Island	M-14	11205 Brooklyn	H-3	11955 Queens	F-7
10002 Manhattan	G-2	10305 Staten Island	N-14	11206 Brooklyn	G-3	11956 Queens	F-7
10003 Manhattan	F-2	10306 Staten Island	N-13	11207 Brooklyn	H-4	11957 Queens	F-6
10004 Manhattan	G-1	10307 Staten Island	F-10	11208 Brooklyn	H-5	11958 Queens	F-5
10005 Manhattan	G-2	10308 Staten Island	O-12	11209 Brooklyn	J-1	11959 Queens	E-5
10006 Manhattan	G-2	10309 Staten Island	O-11	11210 Brooklyn	J-3	11970 Queens	E-4
10007 Manhattan	G-2	10310 Staten Island	L-13	11211 Brooklyn	G-3	11971 Queens	E-5
10009 Manhattan	G-2	10312 Staten Island	O-12	11212 Brooklyn	H-4	11972 Queens	F-5
10010 Manhattan	F-2	10314 Staten Island	N-12	11213 Brooklyn	H-3	11973 Queens	F-5
10011 Manhattan	F-2	10451 Bronx	D-4	11214 Brooklyn	K-2	11974 Queens	G-5
10012 Manhattan	G-2	10452 Bronx	C-4	11215 Brooklyn	H-2	11975 Queens	G-6
10013 Manhattan	G-2	10453 Bronx	C-4	11216 Brooklyn	H-2	11976 Queens	G-4
10014 Manhattan	F-2	10454 Bronx	D-4	11217 Brooklyn	H-2	11977 Queens	G-4
10016 Manhattan	F-2	10455 Bronx	D-4	11218 Brooklyn	I-2	11978 Queens	G-5
10017 Manhattan	F-2	10456 Bronx	C-4	11219 Brooklyn	J-2	11979 Queens	G-5
10018 Manhattan	F-2	10457 Bronx	C-4	11220 Brooklyn	J-1	11980 Queens	H-8
10019 Manhattan	E-2	10458 Bronx	B-5	11221 Brooklyn	H-3	11981 Queens	G-8
10020 Manhattan	F-2	10459 Bronx	C-4	11222 Brooklyn	F-4	11982 Queens	H-8
10021 Manhattan	E-3	10460 Bronx	C-5	11223 Brooklyn	K-2	11983 Queens	H-6
10022 Manhattan	F-3	10461 Bronx	C-6	11224 Brooklyn	K-2	11984 Queens	G-6
10023 Manhattan	E-2	10462 Bronx	C-5	11225 Brooklyn	I-3	11985 Queens	H-5
10024 Manhattan	E-3	10463 Bronx	B-4	11226 Brooklyn	J-1	11986 Queens	H-6
10025 Manhattan	D-3	10464 Bronx	B-7	11227 Brooklyn	H-2	11987 Queens	G-6
10026 Manhattan	D-3	10465 Bronx	C-6	11228 Brooklyn	K-3	11988 Queens	H-6
10027 Manhattan	D-3	10466 Bronx	A-6	11229 Brooklyn	J-3	11989 Queens	H-6
10028 Manhattan	E-3	10467 Bronx	B-5	11230 Brooklyn	H-2	11990 Queens	H-5
10029 Manhattan	D-3	10468 Bronx	B-4	11231 Brooklyn	H-2	11991 Queens	G-7
10030 Manhattan	D-3	10469 Bronx	B-6	11232 Brooklyn	H-4	11992 Queens	G-7
10031 Manhattan	C-3	10470 Bronx	A-5	11233 Brooklyn	J-4	11993 Queens	F-9
10032 Manhattan	E-3	10471 Bronx	A-4	11234 Brooklyn	K-3	11994 Queens	F-8
10033 Manhattan	C-3	10472 Bronx	C-5	11235 Brooklyn	H-4	11995 Queens	G-8
10034 Manhattan	B-4	10473 Bronx	D-5	11236 Brooklyn	G-4	11996 Queens	G-8
10035 Manhattan	D-4	10474 Bronx	D-5	11237 Brooklyn	H-3	11997 Queens	I-7
10039 Manhattan	E-2	11001 Queens	B-6	11238 Brooklyn	H-3	11998 Queens	G-6
10040 Manhattan	D-3	11002 Queens	F-9	11239 Brooklyn	G-3	11999 Queens	G-7
10041 Manhattan	G-2	11003 Queens	F-9	11240 Brooklyn	E-6	12000 Queens	H-7
10042 Manhattan	E-3	11004 Queens	F-3	11241 Brooklyn	F-6	12001 Queens	G-6
10043 Manhattan	E-3	11005 Queens	E-4	11242 Brooklyn	E-6	12002 Queens	H-7
10044 Manhattan	E-3	11006 Queens	E-4	11243 Brooklyn	E-7	12003 Queens	K-8
10045 Manhattan	E-3	11007 Queens	F-4	11244 Brooklyn	E-7	12004 Queens	K-7
10046 Manhattan	E-3	11008 Queens	E-4	11245 Brooklyn	D-7	12005 Queens	J-6
10047 Manhattan	G-1	11009 Queens	F-3	11246 Brooklyn	E-7	12006 Queens	K-6
10048 Manhattan	E-3	11010 Queens	H-2	11247 Brooklyn	E-8	12007 Queens	F-8
10049 Manhattan	L-14	11201 Brooklyn	I-3	11248 Brooklyn	E-8	12008 Queens	F-8
10050 Manhattan	L-13	11202 Brooklyn	J-2	11249 Brooklyn	E-8	12009 Queens	F-8
10051 Staten Island	L-12	11203 Brooklyn	J-2	11250 Brooklyn	F-8	12010 Queens	F-8

Upper Manhattan

George Washington Bridge
Trucks not permitted on Lower Level

George Washington Bridge
Trucks not permitted on Lower Level

Lincoln Tunnel Restrictions
10'-0" height limit
No Trucks Permitted in Center Tube
No Flammables or Explosives

34th Street Restrictions
All through trucks are prohibited from 34 St between the Queens Midtown Tunnel and Dyer Av between the hours of 11 AM and 6 PM

Holland Tunnel Restrictions
12'-6" height limit
No tractor-trailers or trucks with four or more axles
Only two and three-axle, single-unit trucks allowed
No Flammables or Explosives

Brooklyn Bridge
No Commercial Vehicles

Verrazzano Bridge Restrictions
No commercial vehicles on lower level

BE SAFE - AVOID A BRIDGE STRIKE

Bridge strikes and commercial vehicles on parkways cost NYC millions of dollars each year in travel delays, emergency response and bridge repairs. You may be liable for:

- Fines and/or points on your license.
- Reimbursement costs for bridge repair, clean up and delay.
- Severe damage to your vehicle.
- You are responsible for using suitable commercial vehicle navigation software applications.

NO TRUCKS OR COMMERCIAL VEHICLES ON PARKWAYS

JFK Travel Plaza
JFK Airport Travel Plaza is a truck parking facility and truck fueling station. The truck parking facility provides 44 parking spots designed to accommodate 53-foot trailers. (718) 553-0501

Maspeth

Legend

Truck Routes

- Local Truck Route: Trucks with an origin or destination for the purpose of delivery, loading or servicing within the respective Borough, shall only operate on designated local routes, except that an operator may operate on a non-designated street for the purpose of arriving at their destination. This shall be accomplished by leaving a designated truck route at the intersection that is nearest to their destination, proceeding by the most direct route, and then returning to the nearest designated truck route by the most direct route. If the operator has additional destinations in the same general area, they may proceed by the most direct route to their next destination without returning to a designated truck route, provided that the operator's next destination does not require that they cross a designated truck route.
- Through Truck Route: Trucks having neither an origin nor a destination within the respective Borough shall restrict the operation of such vehicles to those street segments designated as Through Truck Routes.
- Through Truck Route on Expressway: 53 FT Trailer Exception
- Connecting Road Outside NYC

Restricted Routes

- No Commercial Vehicles

Hazards

- Alert: see additional information
- Low Vertical Clearance (14 feet and under)

Navigation / Landmarks

- Highway Exit
- Major Highway
- Industrial Business Zone
- Parks and Open Spaces
- Limited Truck Zone

North

0 .5 1 2 Miles

Additional Truck and Commercial Vehicle Resources

New York City

NYC DOT Truck and Commercial Vehicle Information
www.nyc.gov/trucks

NYC DOT Truck Permit Unit 212-839-6341
Commercial Motor Vehicle Tax (CMVT) www.nyc.gov/finance 212-361-1210
NYC DOT Freight Mobility 212-839-6670

State and Regional

NYS DOT Long Island (in Nassau and Suffolk Counties) 631-952-6022

NYS DOT Truck Information www.nysdot.gov/portal/page/portal/modal/truck

NYS DOT Carrier Assistance 718-482-4754
New York State Permitting 518-457-1155 www.nypermits.org

New York State – One Stop Credentialing and Registration (OSCAR) www.oscar.state.ny.us/OSCARCarrierHome

Port Authority of New York and New Jersey www.panynj.gov 212-435-7000 / 1-800-221-9903

MTA Bridges and Tunnels www.mta.info/bandt



Typical Truck Route Signs

These signs are used to indicate the Truck Route System.



They are posted at intersecting truck routes and along the routes themselves.

Restricted Roadways and Height Restrictions

No Commercial Vehicles, Trucks, or Tractor Trailers are permitted on most New York State Parkways due to low bridges and narrow travel lanes. Refer to the New York City Traffic Rules for more information.

Commercial Vehicles must look for and obey these signs:



The signs above mean "No Trucks." They are typically located at the entrance ramp for parkways or are attached to guide signs indicating roadways where trucks, trailers and tractor trailers are not permitted.



The sign above prohibits all vehicles above 6'11" in height from entering a roadway where it is posted.

When a bridge has an overhead clearance less than 14 feet, a sign is posted on the bridge indicating the legal overhead clearance of the bridge or elevated structure.



Who is this map for?

This map is primarily intended for use by truck drivers for trip planning and reference purposes. Trucks are required to follow the truck route network, and other commercial vehicles such as vans are not. For the purposes of parking and other traffic rules, all trucks are classified as commercial vehicles, and must comply with all rules that apply to commercial vehicles. For instance, because commercial vehicles cannot use parkways, trucks cannot use parkways. Secondly, this map may be used by private bus operators to aid with routing, as private bus routes must comply with the truck route network.

Using the Truck Route Network

All trucks (two axles and six tires, or three or more axles) are required to follow the truck route network to the greatest extent possible, deviating from it only for the minimum distance required to get from their origin to the nearest truck route and/or from the nearest truck route to the destination. Going off route to avoid traffic is strictly prohibited. A further distinction exists between local truck routes and through truck routes. Local truck routes are to be used solely by trucks with either an origin or destination in the same borough. Trucks with origins or destinations in a borough may also use through truck routes in that borough. Trucks with neither an origin nor a destination in a borough must only use the through truck routes in that borough.

Basic Definitions

Commercial Vehicle: A vehicle designed, maintained, or used primarily for the transportation of property, or for the provision of commercial services and bearing commercial plates.

Truck: Any vehicle or combination of vehicles designed for the transportation of property, which has either:

- (A) two axles, and six tires, or
- (B) three or more axles

For the purposes of parking, standing and stopping, a truck is a commercial vehicle.

Where & How to Park a Commercial Vehicle or Truck

NO STOPPING Anytime
No Stopping: Commercial vehicles may not stop, stand, or park in these zones whether attended or unattended.

NO STANDING Anytime
No Standing: Commercial vehicles may not stop, whether attended or unattended, except temporarily for the purpose of and while actually engaged in expeditiously receiving or discharging passengers.

NO PARKING Anytime
No Parking: Commercial vehicles may not stop, whether attended or unattended, except temporarily for the purpose of and while expeditiously receiving or discharging passengers or loading or unloading packages or property at curbside.

3 Hour Commercial Vehicles Only
Metered Commercial Vehicles Only: Exclusively for commercial vehicles. Commercial vehicles may park in these zones for the amount of time purchased, but not for longer than three hours, and not longer than indicated on posted signs.

Truck Loading Only
Truck Loading Only: Commercial vehicles may stand or park for the purpose of expeditiously making pickups, deliveries, or service calls, except that in the area between 35th St to 41st St, Avenue of the Americas to 8th Av, in Manhattan, between 7 AM and 7 PM, no vehicle except a truck may stand or park for the purpose of expeditiously making pickups, deliveries, or service calls.

2 Hour Metered Parking
Hourly Metered Parking: Commercial vehicles may park in these zones for the amount of time purchased, but not for longer than indicated on posted signs.

Subway Station Area
Alternate Street Parking: Commercial vehicles may park in these zones, but not for longer than three hours, and not during the street sweeping hours specified on the sign.

3 Hr Time Limit Standing Time Limit

No commercial vehicle or truck making pickups, deliveries or service calls may stand for a period of more than three hours unless otherwise posted. On-street parking for commercial vehicles is limited to a maximum of 3 hours if there are no other regulations in effect. If you receive a summons for violating this rule, you must prove that you were actively engaged in business within 3 blocks of the place where you parked at the time the summons was issued. This rule does not apply to vehicles owned or operated by gas or oil heat suppliers, gas or oil heat systems maintenance companies, or public utilities.

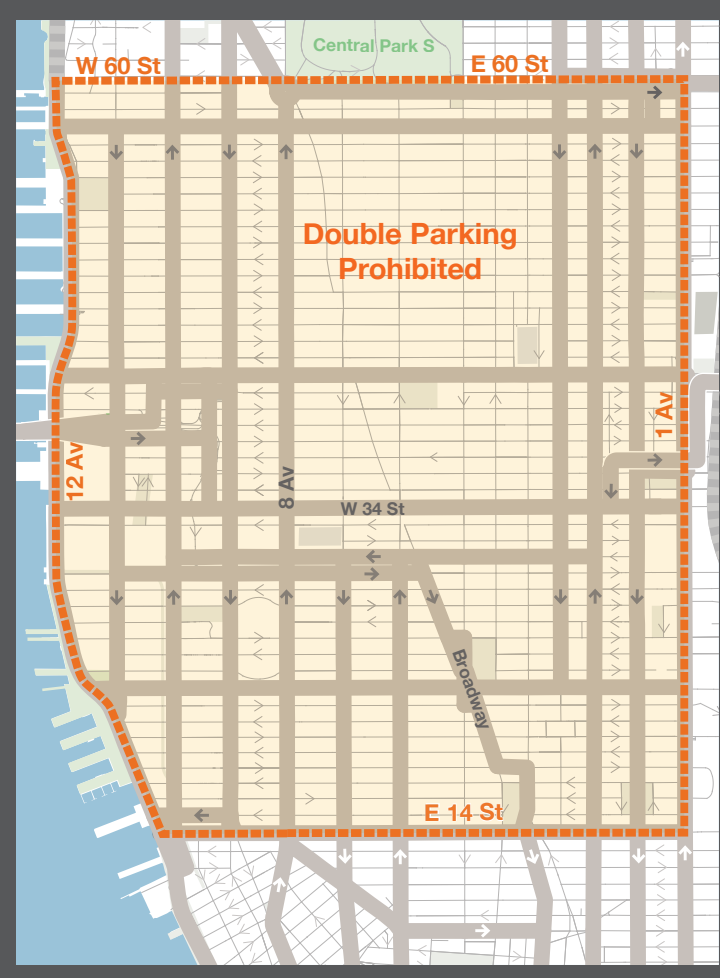
Detached Trailer Parking

Unattached trailers can be parked in industrial-zoned areas where posted signs permit, but you must protect the streets from any damage that unattached trailers might cause, and you must lock all doors to unattached trailers. You can find out which areas are zoned for industrial use by reviewing the NYC Zoning Resolution maps on the NYC Department of City Planning's website at www.nyc.gov/dcp.

Double Parking

In NYC, it's considered double parking when you stand or park your vehicle on the roadway side of another vehicle that is stopped, standing, or parked at the curb. Commercial vehicles may double park for 20 minutes or less while actively engaged in loading or unloading goods, tools, materials, or other items for the purpose of making pickups, deliveries or service calls under the following circumstances:

- This is outside of the Midtown Zone from 7 AM - 7 PM from Monday to Saturday. The Midtown Zone is defined as between 14th St and 60th St from 1st Av to 12th Av (see map).
- When the posted regulations allow stopping, standing, or parking during that time.
- There are no unoccupied parking spaces or designated loading zones on the same side of the street within the same block.
- You are not blocking a bicycle lane or the only lane of travel in the same direction.
- Leaves more than 10 feet of roadway width available for free movement of vehicular traffic.
- It does not violate any lawful order or direction from a police officer or flag person or other person duly empowered to regulate traffic.



Bus Only Lanes and Busway Rules

Bus lanes are signed, marked "Bus Only" and may be painted red, and only buses can travel or stop in them during certain times. Check signs posted along the bus route with hourly restrictions on travel and parking. Many bus lanes are camera-enforced, and violators found standing or parking in bus lanes during active hours may face a fine of up to \$250.

Curbside bus lanes are next to the curb. Many curbside bus lanes often have mid-day or off-peak hours when parking and deliveries are permitted. You can also check for delivery space on the opposite side of the street or across the street. Offset bus lanes are one lane away from the curb.

Disclaimer

This map is to be used for reference purposes only. Please refer to the New York City Traffic Rules for the most current traffic regulations governing truck routes as well as permissible truck weights and dimensions. Information on this map is subject to change without notice. Always observe all posted restrictions as limitations may apply to designated truck routes.

See a mistake? Please help us make the next edition of this map more accurate. Inform the New York City Department of Transportation about any inaccuracies or omissions you may notice by emailing truckroute@dot.nyc.gov or calling 212-839-6670. More Information: freightmobility@dot.nyc.gov

Cross Over Mirrors Requirement

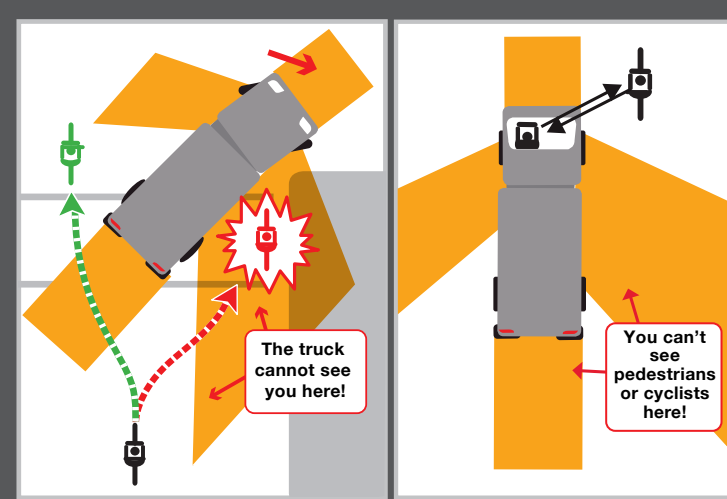
Due to the height of large trucks, it can be difficult for truck drivers to see what is happening directly in front of their vehicles. Cross Over Mirrors, installed on front of the cab of a truck, are a simple way of eliminating a truck driver's front "blind spots" and allow the driver to see any person at least three feet tall and passing one foot in front of the vehicle. Trucks, tractors, and tractor-trailers or semi-trailer combinations registered in New York State, having a maximum gross weight of 26,000 lbs or more and a conventional cab configuration, must have cross over mirrors installed if they are operating on New York City streets. For more information please visit nyc.gov/trucks or call 311 with questions.



Truck's Eye View

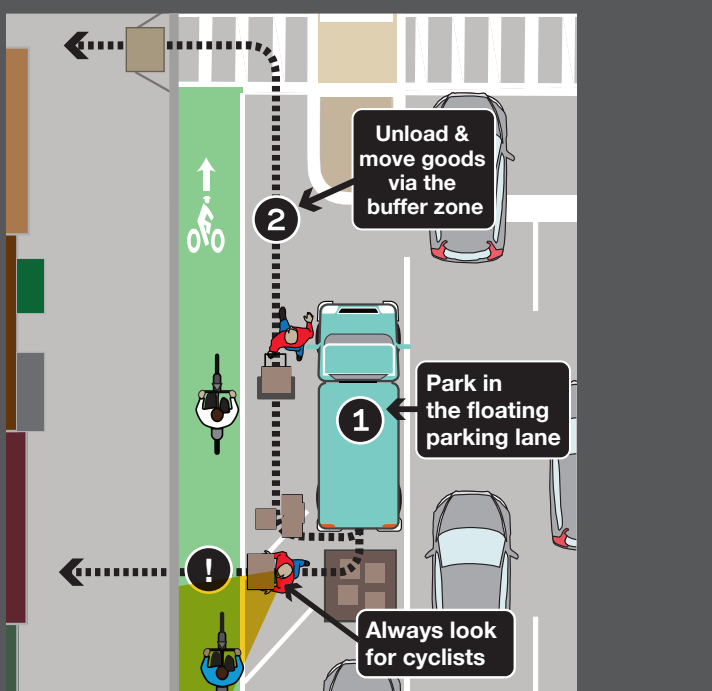
NYC DOT's Truck's Eye View (TEV) program educates our city's residents and vulnerable roadway users about large blind spots around trucks and other large vehicles. Participants get firsthand experience by sitting in the driver's seat of a truck or large vehicle. Truck crashes with pedestrians and cyclists are more severe and can result in loss of life. The need to share the road in a safe manner is even greater in NYC.

When driving in the city and on the truck route network, please look out for pedestrians, cyclists, other roadway users, and low clearances. Take extra precautions at intersections. Learn more about the TEV program and find out how to get involved at freightmobility@dot.nyc.gov or (212) 839-6670.



Bicycle Lanes

Don't block bicycle lanes when loading or unloading. If double parking on a street with a bicycle lane, you must keep the bicycle lane clear and remain in the general travel lane instead. Always check for cyclists before crossing or opening your door into a bicycle lane. Obstructing a bicycle lane is illegal and subject to a fine of \$115, but you may use buffer areas as a staging zone for safely loading and unloading your vehicle. See the diagram below.



Commercial Cargo Bike Pilot Program

The Commercial Cargo Bicycle Pilot Program encourages the use of cargo bicycles for commercial purposes in New York City, and is open to any business interested in utilizing cargo bicycles. The purpose of the pilot is to allow businesses to explore this safe, sustainable, and efficient mode of last mile delivery, while allowing the city to better understand commercial cargo bicycle operations. Participants of the pilot program are permitted to load, unload, and stage where trucks can park (refer to Where & How to Park a Commercial Vehicle or Truck.)

Information Concerning Over Dimensional Loads

Maximum Dimensions of Vehicles and Combinations in New York City

Width: 96 inches (for school buses and fire vehicles, 98 inches, buses having carrying capacity of more than seven passengers shall not exceed 102 inches).
Height: 13 1/2 feet
Length: Articulated buses – 65 feet
Semi-trailer – 55 feet
Single vehicles – 35 feet

Permissible Gross Weight of Vehicles and Combinations with Pneumatic Tires

- Weight per inch width of tire on one wheel – 800 lbs.
- Weight on any one wheel – 11,200 lbs.
- Weight on any one axle – 22,400 lbs.
- Weight on any two consecutive axles less than 10 feet apart – 36,000 lbs.
- Weight on any three axles – 34,000 lbs. plus 1,000 lbs. per foot and major fraction of a foot between first and last axles (center to center). However, total weight should not exceed 80,000 lbs.

River Crossings

MTA Bridges & Tunnels

The bridge and tunnel permissible weight limits without a permit are 80,000 lbs. For both the Queens Midtown Tunnel and the Brooklyn Battery Tunnel, widths up to 10'-0" can be accommodated under emergency conditions and with special permission.

Port Authority of New York & New Jersey

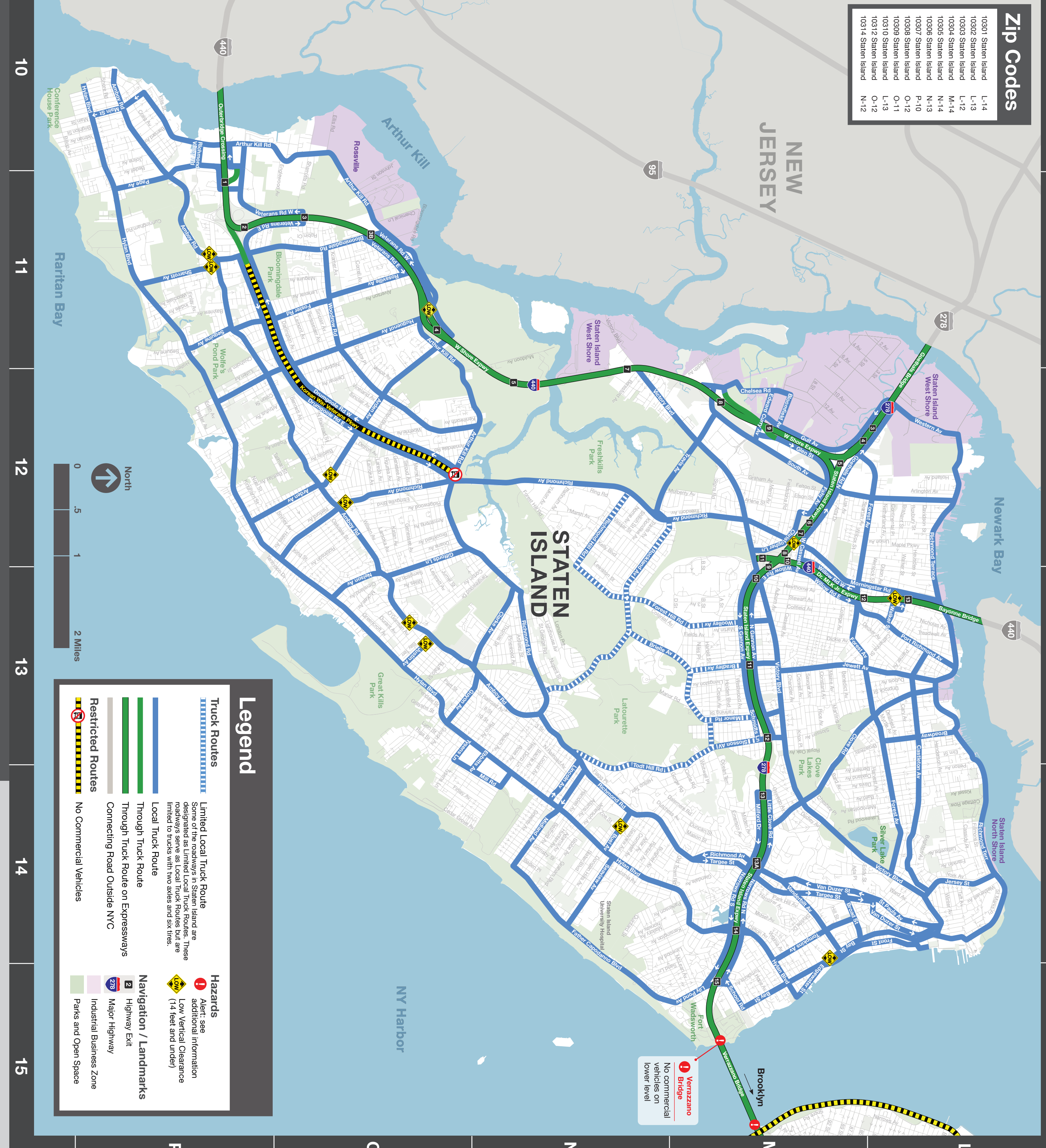
All NY NJ Port Authority crossings: As the result of the latest federal warning, commercial vehicles are prohibited from entering NYC via the Holland Tunnel but are encouraged to use the Lincoln Tunnel and George Washington Bridge as alternatives.

The weight limit per axle is 20,000 lbs; the weight limit per tandem axle is 34,000 lbs, with the exception of the Lincoln Tunnel and Holland Tunnel which have a weight limit of 22,400 lbs per axle.



NYC DOT Movable Bridges

No vehicles over 80,000 pounds are permitted to cross any of the NYC DOT movable bridges.



Neighborhood Loading Zones

NYC DOT's Neighborhood Loading Zone program aims to reduce double parking on narrow residential streets by providing designated spaces at the curb for commercial vehicles making deliveries along with other loading and unloading activities. Providing dedicated curb space for these activities during set daytime and evening hours creates a safer and more efficient environment for all road users. For more information and locations visit NYC DOT's Motorists & Parking page (www.nyc.gov/m2) or contact m2@dot.nyc.gov.

Limited Truck Zones

No operation of a vehicle having an overall length of 28 feet or longer shall enter the Restricted Truck Zone, except for the streets included within these Limited Truck Zones as designated in Section 4-13 (d)(1)(B) of the NYC Traffic Rules.

For Limited Truck Zones in Zone A, Zone B, Zone C, Zone D, and Zone E, please refer to Sections 4-13 (d)(3)(i) of the NYC Traffic Rules.

Sealed Ocean Container Routes

Sealed Ocean Container Routes

Sealed Ocean Container Routes

Legal Routes for 53 Foot Trailers

Legal Routes for 53 Foot Trailers

53 Foot Trailers Designated Routes and Regulations

Off-Hour Deliveries

Off-Hour Deliveries

Off-Hour Deliveries

Sealed Ocean Container Routes

Sealed Ocean Container Routes

Sealed Ocean Container Routes