

DAILY REPORT

5/23/2012

(Data from Tuesday May 22, 2012)

SINGLE ADULTS	
Drop-in Center Clients Served	430
Drop-in Center Overnight Census	121
Faith Bed Census	238
Outreach Contacts	267
Outreach Placements	11
Safe Haven Utilization	531
Veterans In Short-term Housing	378

FAMILY INTAKE	
Families Requesting Temporary Housing at PATH	119
Adult Families Requesting Temporary Housing at AFIC	16
Families Placed in Overnight Accommodations	0
Families w/children at PATH Overnight (pre 10PM)	0

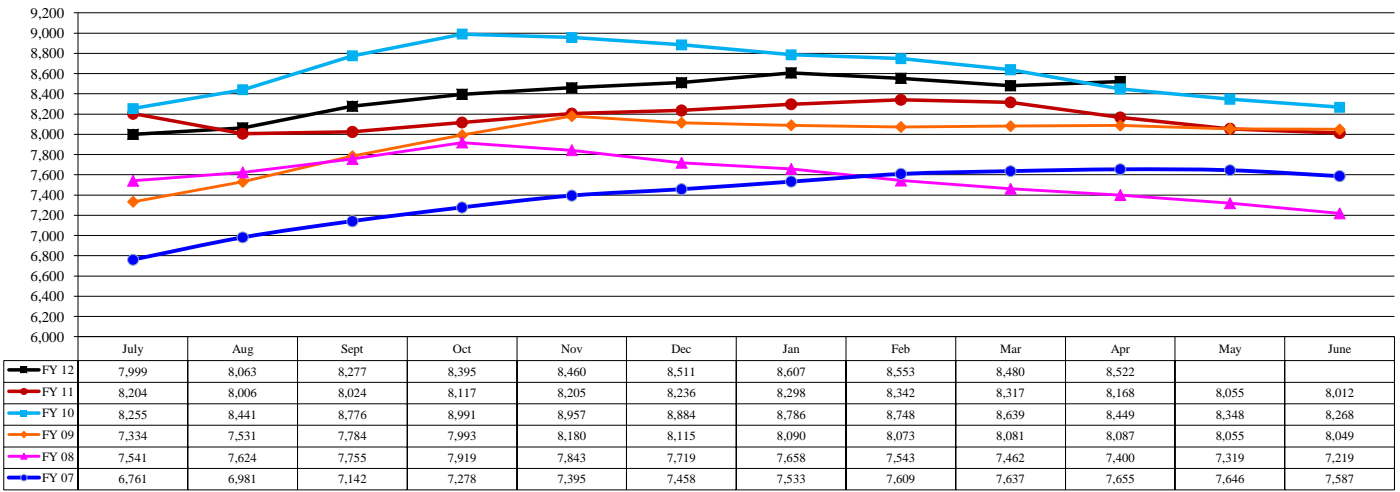
TOTAL SHELTER CENSUS	
Adults	24,553
Children	17,086
Total Individuals	41,639

SINGLE ADULT SHELTER CENSUS	
Men	6,514
Women	2,442
Total Single Adults	8,956

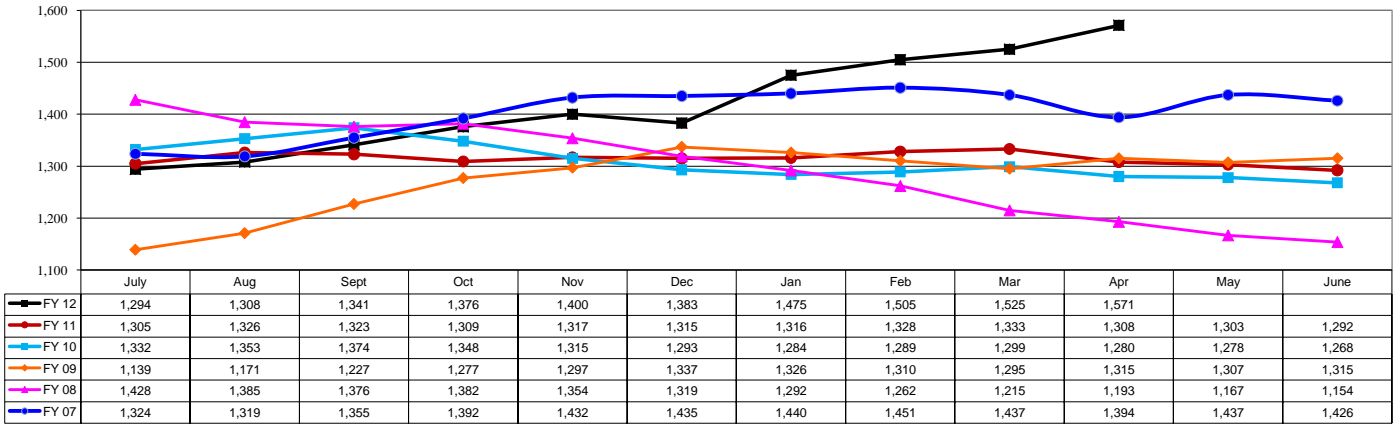
FAMILIES WITH CHILDREN CENSUS	
Families	8,693
Adults	12,216
Children	17,086
Individuals	29,302

ADULT FAMILIES CENSUS	
Families	1,602
Individuals (Adults)	3,381

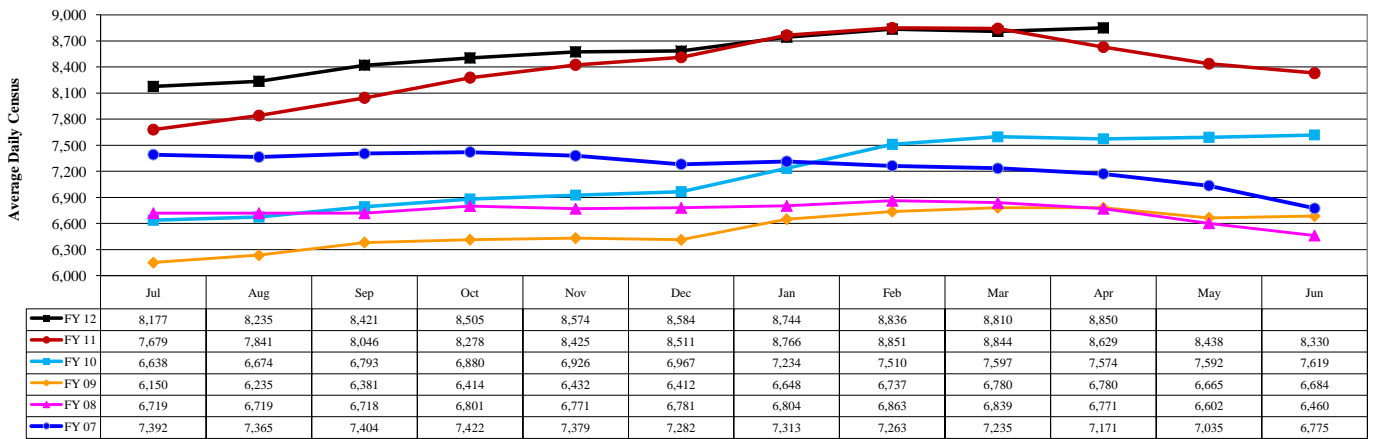
DHS Families with Children Census



DHS Adult Family Census



DHS Single Adult Shelter Census



*Due to data conversion the average monthly census for December 2011 and January 2012 for Families with Children and Adult Families is based upon data for a partial month.